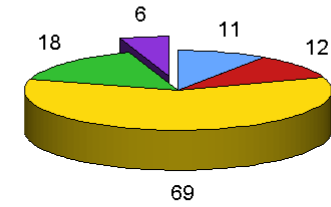
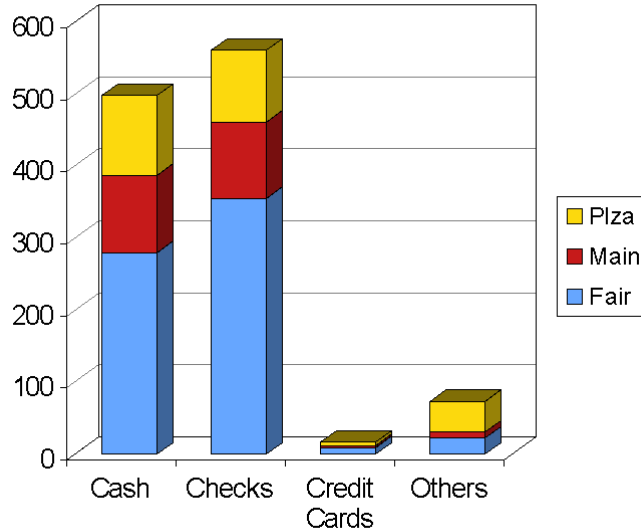
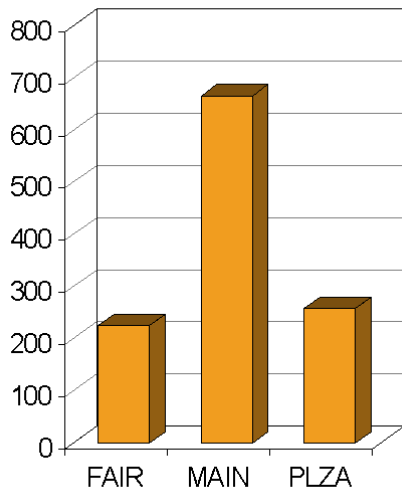


Cash and Transaction Summary

January 01, 2004 - December 31, 2004

Run Date: Feb 11, 2005 8:35:24 PM



Total Transactions by Office

Transactions Summary by Payment Method and Office

Transactions Summary by Backoffice Payment Type

Branch	Main		Fairview		Plaza		Total	
Cash	94,806.38	280	31,705.42	107	38,326.48	111	164,838.28	498
Checks	18,238,455.79	355	1,692,834.79	106	50,856.07	100	19,982,146.65	561
Credit Cards	8,107.97	9	19,111.99	3	1,033.19	5	28,253.15	17
Others	22,876.73	22	5,704.97	9	15,246.13	42	43,827.83	73
Total	18,364,246.87	666	1,749,357.17	225	105,461.87	258	20,219,065.91	1149
Bill Matrix	6,254.52	11	-	-	-	-	6,254.52	11
Check Free	6,969.51	12	-	-	-	-	6,969.51	12
EFT	220,099.99	69	-	-	-	-	220,099.99	69
Remittance	1,390,109.26	18	-	-	-	-	1,390,109.26	18
Reversal	(20,743.39)	6	-	-	-	-	(20,743.39)	6
Total	1,602,689.89	116	-	-	-	-	1,602,689.89	116
Grand Total	19,966,936.76	782	1,749,357.17	225	105,461.87	258	21,821,755.80	1265